



EUROPEAN MEDICINES AGENCY
SCIENCE MEDICINES HEALTH

Variation eAF v1.24.0.0

Changes introduced in v1.24.0.0 of the variation form
Guidance for applicants – **Updated 26.10.20**

Kristiina Puusaari

Go-live of the new version 15th September 2020

Mandatory use from 15th of December 2020



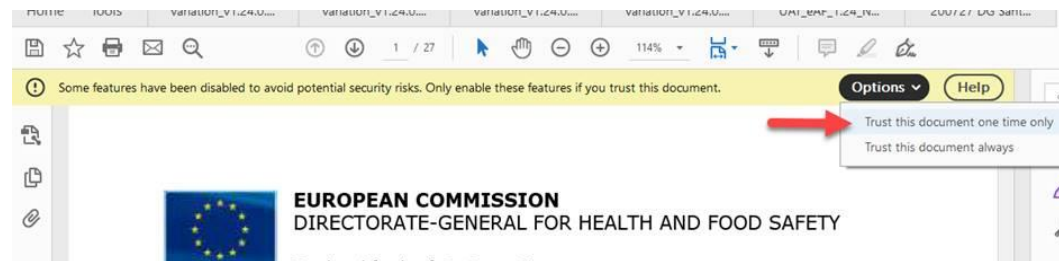
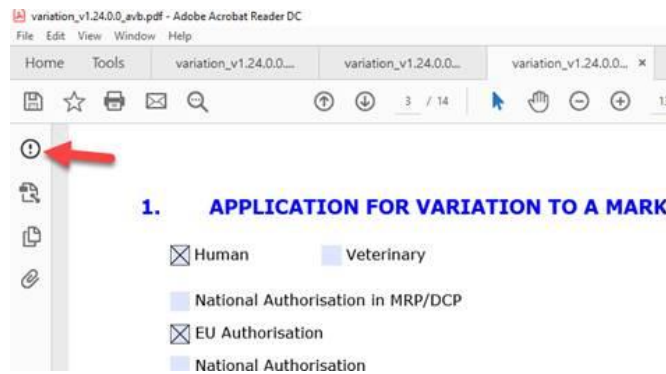
The v1.24.0.0 provides a **major technical change in the variation application form (H&V)**

- Connection between sections 1 and 3 of the form;
 - The selections made in section 1 'Type of Application' now directly affects the section 3 and depending on the selection, only the relevant scopes are available for selection in section 3.
 - **Note:** It is very important to note that **any changes in section 1 'Type of Application'** will lead into **deletion of any already selected scopes** in section.
- The **variation scopes** are now selected using **controlled terminology lists** (from RMS) instead of hard coded lists. This will bring significant **performance improvements** as the form is now much shorter and lighter
- The 'Conditions and Documentation' are now **integrated** in to the form and applicable conditions and documentation are automatically shown together with the scope(s) that have been selected. This means that **separate Annex to the application form** should no longer be provided. The applicant can indicate, using a tick box, the relevant selections and additionally, a free text field has been provided to include any justification/details for example why certain condition is not met/document is not provided or simply to provide more details



- The eAFs should be edited using **Adobe Reader DC**
- Please note that the conditions and documentation provided as a part of the scope, unfortunately do not contain the numbering from the classification guideline and the ordering of the conditions/documentation may be different from the classification guideline. We are currently looking at options in relation to this issue, however, regardless there is no need to provide separate annex as this could lead into discrepancies and additional work.
- Please note that the forms must be signed using an image of a signature or a signature snippet. **Adobe sign** or **other digital signature** tools **must not** be used
- Please note that imports of data from an older version do not work when there are significant changes to the form from the previous version. For example, it is not possible to import data from variation form v1.23.x.x due to very extensive DES changes
- If you experience any issues with the forms – please report these to the [EMA Service Desk](#) portal immediately
- If you notice that there is an error in the newly introduced RMS variations list, for example a typo, a **missing scope**, error in the Conditions or Documentation etc, please report these to the [EMA Service Desk](#) portal immediately. In most cases the missing scopes are not intentional!

- In order to access the control terminology lists, the forms **must be trusted** first
- Please save the form on your local drive – potentially with another name – and open the saved form using **adobe reader DC**. It is **important to use adobe reader DC to edit the forms** instead of adobe acrobat or acrobat pro **as using these will result in issues with locking the forms and may lead to rejection**
- Once you open the form, there should be an **exclamation mark** on the top of the left hand pane. If the pane is closed, click the small sideways arrow to open the pane
- When you click exclamation mark, a yellow banner will open across the top, please select trust this document one time only



The selections made in section 1 'Type of Application' will now directly affect the section 3 and depending on the selection, only the relevant scopes are available for selection in section 3.

If a 'single' variation has been selected in section 1, it is only possible to select a single scope in section 3

Type of Application (tick all applicable options)

**Note: Any change in Type of Application, will delete any selected variation in Section 3!*

Single variation

Grouping of variations

Worksharing

Type IA_{IN}

Type IA

Type IB unforeseen²

Type IB

Type II

Type II Art. 29



3. TYPES OF CHANGE(S)

Variations included in this application: Please follow instructions below to add variation *fill Section 1 of the form first, so as for the proper variations to be loaded. Navigate through the dropdown lists, in order to show the variation.*

You can select the variation by clicking the relevant checkbox of the variation box.

Note: Any change in Type of Application in Section 1, will delete any selected variation!

Variation	Selected
-----------	----------

Show Selected Variations

Show Variation Lists

Single Variation is being selected. You may choose only type IA variation changes and only one scope.

If a grouping has been selected in section 1, a form validation error will be raised if only single scope is selected **with the exception of Type IA_{IN} or Type IA variations** where a single scope can be selected without a validation error

Type of Application (tick all applicable options)

**Note: Any change in Type of Application, will delete any selected variation in Section 3!*

- Single variation
- Grouping of variations
 - Including a line extension³ ?
 - Worksharing
- Type IA_{IN}
- Type IA
- Type IB unforeseen² ?
- Type IB
- Type II
- Type II Art. 29⁴ ?

Grouping of variations is being selected. You may choose variation changes of types that are selected on section 1.

▼

FORM VALIDATION

Validation Errors: 1

Please select more than 1 Variations in Section 3 when Grouping of variations is selected in Section 1 and re-validate.

The selection of scopes in section 3 is done by drilling down dropdown menu which displays different available scopes based on the selections in section 1

Please note that **any changes in Type of Application in section 1 will delete any selected variations!**

Variations included in this application: Please follow instructions below to add variation fill Section 1 of the form first, so as for the proper variations to be loaded. Navigate through the dropdown lists, in order to show the variation.
You can select the variation by clicking the relevant checkbox of the variation box.
Note: Any change in Type of Application in Section 1, will delete any selected variation!

Variation	Selected	Show Selected Variations	Show Variation Lists
<i>Single Variation is being selected. You may choose only type IB variation changes and only one scope.</i>			
B. QUALITY CHANGES			
B.I ACTIVE SUBSTANCE			
B.I.a) Manufacture			
B.I.a.1 Change in the manufacturer of a starting material/reagent/intermediate used in the manufacturing process of the ac			
B.I.a.2 Changes in the manufacturing process of the active substance			
B.I.a.3 Change in batch size (including batch size ranges) of active substance or intermediate used in the manufacturing pro			
B.I.a.4 Change to in-process tests or limits applied during the manufacture of the active substance			
B.I.a.5 Changes to the active substance of a seasonal, pre-pandemic or pandemic vaccine against human influenza			
B.I.a.z Re-arrangement and amendment of equipment in the plasma pooling line of the active substance which has already			

In order to **select** the chosen scope, it is important to tick the 'select' tick box. If this box is not ticked and you make changes in the dropdown menu, the selected options will be deleted

Variation	Selected
B.la.2.a	1

Show Selected Variations

Show Variation Lists

Single Variation is being selected. You may choose only type IB variation changes and only one scope.

select B.la.2.a - QUALITY CHANGES - ACTIVE SUBSTANCE - Manufacture - Changes in the manufacturing process of the active substance - Minor change in the manufacturing process of the active substance

Procedure Types: IA IB

Conditions:

The active substance is not a biological/immunological substance.

Note:

The change is fully described in the open (applicant's) part of an Active Substance Master File, if applicable.

Note:

If only one procedure type, for example IB is possible, based on the selection in section 1, or due to classification guideline, the procedure type will be automatically ticked by the system and cannot be manually changed

For Type IA and Type IA_{IN} the implementation date and implementation note are available.

Single Variation is being selected. You may choose only type IA variation changes and only one scope.

B. QUALITY CHANGES

B.II. FINISHED PRODUCT

B.II.b) Manufacture

B.II.b.2 Change to importer, batch release arrangements and quality control testing of the finished product

B.II.b.2.a Replacement or addition of a site where batch control/testing takes place

select	<input type="checkbox"/>	B.II.b.2.a - QUALITY CHANGES - FINISHED PRODUCT - Manufacture - Change to importer, batch release arrangements and quality control testing of the finished product - Replacement or addition of a site where batch control/testing takes place
Procedure Types:	IA <input checked="" type="checkbox"/>	IB <input type="checkbox"/>
Implement. Date:	<input type="text"/>	Implement. Note: <input type="text"/>
<u>Conditions:</u>		
<input type="checkbox"/>	The site is appropriately authorised.	
Note:	<input type="text"/>	
<input type="checkbox"/>	The product concerned is not a biological/immunological medicinal product.	
Note:	<input type="text"/>	

Where relevant the Art 5. checkbox will be automatically ticked and cannot be manually unticked.

Single Variation is being selected. You may choose only type IA variation changes and only one scope.

B. QUALITY CHANGES

B.I ACTIVE SUBSTANCE

B.I.c) Container closure system

B.I.c.1 Change in immediate packaging of the active substance

B.I.c.1.z Deletion of one of the authorised bulk or final containers

select	<input type="checkbox"/>	B.I.c.1.z - QUALITY CHANGES - ACTIVE SUBSTANCE - Container closure system - Change in immediate packaging of the active substance - Change in immediate packaging of the active substance
Procedure Types:	IA <input checked="" type="checkbox"/>	IB <input type="checkbox"/>
Implement. Date:	<input type="text"/>	Implement. Note: <input type="text"/>
		Article 5 <input checked="" type="checkbox"/>
<u>Conditions:</u>		
	<input type="checkbox"/>	The remaining packaging must be adequate for the storage of the bulk or final active substance at the authorised conditions.
Note:	<input type="text"/>	

When grouping is selected in section 1, and different procedure types have been selected in section 1, you will need to **manually** select the procedure type.

+ and - buttons, as well as 'clone' button to add additional scopes/clone scopes you have selected are available

select <input checked="" type="checkbox"/>	B.II.b.2.a - QUALITY CHANGES - FINISHED PRODUCT - Manufacture - Change to importer, batch release arrangements and quality control testing of the finished product - Replacement or addition of a site where batch control/testing takes place	+ - Clone
Procedure Types: IA <input checked="" type="checkbox"/> IB <input type="checkbox"/>		
Implement. Date: <input type="text"/> Implement. Note: <input type="text" value="6 months after approval"/>		
Conditions:		
<input checked="" type="checkbox"/> The site is appropriately authorised.		
Note: <input type="text"/>		
<input checked="" type="checkbox"/> The product concerned is not a biological/immunological medicinal product.		
Note: <input type="text"/>		
<input checked="" type="checkbox"/> Method transfer from the old to the new site or new test laboratory has been successfully completed.		

The relevant Conditions and Documentation are now available directly in the form and those relevant to the selected procedure type and scope are shown as a part of the scope.

If the condition/documentation tick box is not ticked, the free text field is **mandatory**. The free text field is always available and any necessary information can be included in it, as previously done in the separate annex to the application form.

select	<input checked="" type="checkbox"/>	B.II.b.2.a - QUALITY CHANGES - FINISHED PRODUCT - Manufacture - Change to importer, batch release arrangements and quality control testing of the finished product - Replacement or addition of a site where batch control/testing takes place	+ -
Procedure Types:		IA <input checked="" type="checkbox"/> IB <input type="checkbox"/>	Clone
Implement. Date:	<input type="text"/>	Implement. Note:	<input type="text" value="6 months after approval"/>
<u>Conditions:</u>			
<input checked="" type="checkbox"/>	The site is appropriately authorised.		
Note:	<input type="text"/>		
<input checked="" type="checkbox"/>	The product concerned is not a biological/immunological medicinal product.		
Note:	<input type="text"/>		
<input checked="" type="checkbox"/>	Method transfer from the old to the new site or new test laboratory has been successfully completed.		
Note:	<input type="text" value="Details on the documentation provided that the applicant wishes to provide for the regulatory authority the application is addressed to. This text does not have size limit and the field is wrapped for ease of reading."/>		
<input checked="" type="checkbox"/>	At least one batch control/testing site remains within the EU/EEA or in a country where an operational and suitably scoped GMP mutual recognition agreement (MRA) exists between the country concerned and the EU, that is able to carry out product testing for the purpose of batch release within the EU/EEA.		
Note:	<input type="text"/>		
<u>Documentations:</u>			
<input checked="" type="checkbox"/>	Amendment of the relevant section(s) of the dossier (presented in the EU-CTD format or NTA volume 6B format for veterinary products, as appropriate) including revised product information as appropriate.		
Note:	<input type="text"/>		

Please note:

The separate annex is no longer expected to be provided as a part of the submission.

Always ensure that you have **selected the scope** and ensure that the details are shown in the summary box before moving on. This is especially important for grouping variations if you need to select a different scope as this will be done by repeating the selections using the dropdown menu.

3. TYPES OF CHANGE(S)

Variations included in this application: Please follow instructions below to add variation *fill Section 1 of the form first, so as for the proper variations to be loaded. Navigate through the dropdown lists, in order to show the variation.*

You can select the variation by clicking the relevant checkbox of the variation box.

Note: Any change in Type of Application in Section 1, will delete any selected variation!

Variation	Selected
B.II.b.2.a	1

Show Selected Variations

Show Variation Lists



Grouping of variations is being selected. You may choose variation changes of types that are selected on section 1.

select	<input checked="" type="checkbox"/>	B.II.b.2.a - QUALITY CHANGES - FINISHED PRODUCT - Manufacture - Change to importer, batch release arrangements and quality control testing of the finished product - Replacement or addition of a site where batch control/testing takes place	+ -
Procedure Types: IA <input checked="" type="checkbox"/> IB <input type="checkbox"/>		Clone	
Implement. Date:	<input type="text"/>	Implement. Note:	<input type="text" value="6 months after approval"/>
Conditions:			



For groupings, if you have used the 'Show Selected Variations' button and wish to continue adding different scopes, please click the 'Show Variation Lists' which will display a 'fresh' dropdown menu to continue scope selection.

If you have not used 'Show Selected Variations' button and wish to continue adding other scopes, simply start over by selecting the relevant scope using the required level of detail – as long as you have selected the previous scope and can see it in the summary box, you are not overwriting the previous selection.

3. TYPES OF CHANGE(S)


Variations included in this application: Please follow instructions below to add variation
fill Section 1 of the form first, so as for the proper variations to be loaded. Navigate through the dropdown lists, in order to show the variation.
You can select the variation by clicking the relevant checkbox of the variation box.
Note: Any change in Type of Application in Section 1, will delete any selected variation!

Variation	Selected
B.II.b.2.a	1

Show Selected Variations

Show Variation Lists

Grouping of variations is being selected. You may choose variation changes of types that are selected on section 1.



- A. ADMINISTRATIVE CHANGES
- B. QUALITY CHANGES
- C. SAFETY, EFFICACY, PHARMACOVIGILANCE CHANGES
- D. PMF / VAMF

In order to **select** the chosen scope, it is important to tick the 'select' tick box. If this box is not ticked and you make changes in the dropdown menu, the selected options will be deleted

Variation	Selected
B.1.a.2.a	1

Show Selected Variations

Show Variation Lists

Single Variation is being selected. You may choose only type IB variation changes and only one scope.

select B.1.a.2.a - QUALITY CHANGES - ACTIVE SUBSTANCE - Manufacture - Changes in the manufacturing process of the active substance - Minor change in the manufacturing process of the active substance

Procedure Types: IA IB

Conditions:

The active substance is not a biological/immunological substance.

Note:

The change is fully described in the open (applicant's) part of an Active Substance Master File, if applicable.

Note:

If only one procedure type, for example IB is possible, based on the selection in section 1, or due to classification guideline, the procedure type will be automatically ticked by the system and cannot be manually changed



Any questions?

Further information

[EMA Service Desk](#)

Official address Domenico Scarlattilaan 6 • 1083 HS Amsterdam • The Netherlands

Address for visits and deliveries Refer to www.ema.europa.eu/how-to-find-us

Send us a question Go to www.ema.europa.eu/contact **Telephone** +31 (0)88 781 6000

Follow us on  **@EMA_News**