



EUROPEAN MEDICINES AGENCY
SCIENCE MEDICINES HEALTH

PSUR Repository – MAH Training on new functionality

Webinar training on new functionality provided in release 1.06.00





Outline of Today's training session

- PSUR Repository background and latest news
- Release v1.06.00 – main changes
- Next release – sneak preview
- How to create a delivery file
- Create delivery file screen
- Supplementary information
- Delivery file in the package
- Submission deadline
- Submission using the Web Client
- Issues with create delivery file screen
- How to avoid problems
- File naming
- Questions from the training session
- PSUR Repository support
- Contact information



PSUR Repository background and latest news

- As per the Article 107b paragraph 1 and Article 28(2) regulation 726/2004) all PSUR procedures shall be submitted **electronically**
- **xml delivery files must be used for all PSUR and PSUR supplementary information submissions.** It is **not possible** to use filenaming conventions to send PSURs and supplementary information sequences related to PSURs
- Prior to the mandatory use it is strongly recommended to submit to the PSUR repository to ensure that all MAHs are familiar with the system
- The use of the PSUR Repository will become **mandatory for all PSURs from 13 June 2016** after which the PSURs should only be submitted to the repository via eSubmission Gateway/Web Client. PSUR should not be submitted directly to the National Competent Authorities after 13 June 2016.
- MAHs access to the PSUR Repository is limited to the access to create delivery file screen



Release v1.06.00 – summary of main changes

- Ability for MAH to create xml delivery file and submit after submission deadline using a 'late submission id' **provided by the EMA upon request**
- No need to manually enter the sender and receiver routing IDs in the delivery file
- No need to manually enter the EMA product number for CAPs in the delivery file
- Provide the functionality to create a unique name for each of the XML delivery file
- Make user aware of errors that are not visible on the screen due to size of form



Next release – sneak preview to main changes

- Amendment of Submission Type to align with the updated EU M1 (submission type and submission unit) – release around 1st of July 2016

Submission type	Submission unit	Sequence number
PSUR	Initial	0075
PSUR	Responses	0079
PSUR	closing	0082

- Other functionality and defect fixes TBC


Examples:

- If a PSUR covers **more than one product** and these are managed in **eCTD** format, then a new **delivery file** and a separate submission is required for each product – these different submissions should be grouped together using the 'group of associated submissions' functionality
- MRP/DCP products with harmonised eCTD lifecycle can be included in one single xml delivery file with a single submission
- Example 1: the PSUR relates to Product A and Product B both managed using an eCTD product lifecycle. A **separate** submission is required for each product and **different** delivery file needs to be attached for each submission. The submissions should be indicated as associated submissions
- Example 2: the PSUR relates to multiple products authorised via MRP/DCP with harmonised eCTD lifecycle – **single** xml delivery file and submission should be sent
- Example 3: the PSUR relates to Product C and Product D. The product C is managed using eCTD and product D is maintained using **Nees** lifecycle. It is not possible to combine the submission for these products and each will need to be submitted with the relevant delivery file. The submissions should be indicated as associated submissions

Create delivery file screen (1/14)



EUROPEAN MEDICINES AGENCY



EUROPEAN MEDICINES AGENCY
SCIENCE MEDICINES HEALTH

Regulatory activity:* ▼

Subject to or related to a single assessment

*Denotes mandatory fields

EU-Single assessment

Procedure number:* ✕

Submission deadline:

Data lock point:

Active substance: amlodipine
Rapporteur name: Doris Stenver
Rapporteur country: Denmark

Work on a group of associated submissions? No

Submission format:* ▼

Select products:* ℹ

Contact e-mail: ℹ

The screen is divided into different sections:
The user will be required to complete each field in each section.


- Regulatory activity and type of assessment
- Details of the assessment procedure
- Submission format and Product selection
- Contact email address

Regulatory Activity:*

PSUR

PSUR

Supplementary Information



EUROPEAN MEDICINES AGENCY
SCIENCE MEDICINES HEALTH

Regulatory Activity:*

PSUR

Subject to or related to a single assessment

* Denotes mandatory fields

Non-EU Single Assessment

Member State *

Any Country

Data Lock Point *

DLP (yyyy-MM-dd)

Select the correct Regulatory activity (PSUR or Supplementary information). Supplementary information is to be used for all subsequent submissions after successful initial PSUR submission as well as for MAH comments and responses.

Confirm the type of assessment; when checkbox is cleared the screen will change to allow the user to fill in the Member State and DLP for the National Competent Authority assessment

Create delivery file screen (3/14)



EU-Single Assessment

Procedure Number: *

Submission Deadline:

Data Lock Point:

Active Substance:

Rapporteur Name:

Rapporteur Country:

Type in minimum of 4 characters of the procedure number, the field will filter as you type. Select the correct procedure number. Submission deadline and DLP fields are automatically filled reflecting the EURD list information and are provided for visual confirmation only. It is **not** possible to create xml delivery file for **PSUR** prior to the DLP date. To create delivery file for procedure that has passed submission deadline obtain 'late submission id' from EMA. There is no deadline for delivery files for **Supplementary information** submissions that should be used for all subsequence submissions after the initial PSUR.

Work on a group of associated submissions? No

Use existing or create new: *

New group ID

Indicate if you wish to work on a group of associated submissions. The system is set to 'No' by default. This function should be used for those products for which you have created **a single PSUR document** which is included in lifecycles of multiple different products, for example duplicate products. It can be used to link to together different products that have same or different submission format i.e. eCTD or mixed eCTD and NeeS. It can also be used to group together NeeS products but this should be avoided as single submission covering all different NeeS products can normally be made.

Create delivery file screen (4/14)



Use existing or create new:*

Group ID (digits only)

New group ID

Use existing or create new:*

1033634123

New group ID

```
<contact_email>test@test.com</contact_email>  
<group_id>1033634123</group_id>  
</EU_Periodic_Safety_Update_Report>  
</Regulatory_Activity>  
</Submission_Metadata>
```

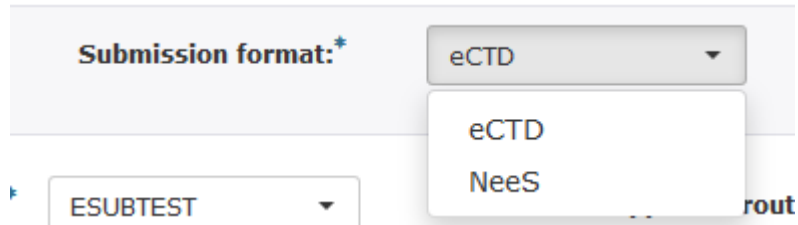
Once you select 'yes' the system asks you to create a 'New group ID' or to enter existing group ID.

Press 'New group ID' to generate a group ID. A new ID should be initiated for new PSUR (or supplementary information) submissions to link the different submissions containing the **same** PSUR document together. This is so that the NCAs can identify that a same PSUR cover multiple products without having to open the same document from different submissions.

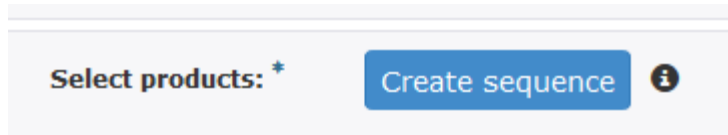
The grouping requires manual indication from MAH, the system is no able to recognize associated submissions or identify that same document is included in different submissions.

Note down the group ID in case you accidentally reset the delivery file screen. If you forget to note down the group ID, you can find it from the xml delivery file.

Existing group ID should **only** be used in case one of the associated submissions has **failed** and has to be **resubmitted**.



Submission format: *
eCTD
eCTD
NeeS
ESUBTEST



Select products: *
Create sequence ⓘ

Please note that the advice note and PSUR Repository present the products with different granularity (advice note: pharmaceutical form vs. all presentations in PSUR Repository)

Select the correct submission format.

You cannot change the submission format after creating a sequence – to avoid wasting time, ensure the correct submission format has been selected before starting to work with product selection.

Select 'Create sequence' to enter the product selection functionality.

The product selection is based on the list of products containing the relevant active substance(s) as per the EURD list entry. The list is retrieved from XEVDMP, also called Art. 57 database.

If the product is missing or it has incorrect legal basis in Art. 57 database it will be missing from the PSUR Repository product listing. If any product details are incorrect this will also be reflected in the PSUR Repository interface.

Upon receipt of the '[Advice note](#)' the MAH should check that the listing corresponds with the products indicated to the procedure in the PSUR Repository.

Create delivery file screen (6/14)



Product selection

Procedure number: PSUSA/00000229/201603

Sequence number: *

0075

EMA number: *

EMEA/H/C/000527

✓	MAH name	Product full name	Drug ingredient	Country	Authorisation no.	EMEA product/MRP...
	<input type="text"/>	<input type="text"/>	<input type="text"/>	eu ✕	<input type="text"/>	<input type="text"/>
✓	MERCK SHARP & DOHME LTD.	EMEND 80 mg hard capsules	APREPITANT	EU	EU/1/03/262/002	EMEA/H/C/000527
✓	MERCK SHARP & DOHME LTD.	EMEND 40 mg hard capsules	APREPITANT	EU	EU/1/03/262/007	EMEA/H/C/000527
✓	MERCK SHARP & DOHME LTD.	EMEND 165 mg hard capsules	APREPITANT	EU	EU/1/03/262/010	EMEA/H/C/000527
✓	MERCK SHARP & DOHME LTD.	EMEND 125 mg powder for oral sus...	APREPITANT	EU	EU/1/03/262/011	EMEA/H/C/000527

Product selection

Sequence number: *

Enter sequence No.

Enter the relevant sequence number. For eCTD products this is the next sequence number in the product lifecycle. There should be no standalone eCTD sequences grouping products together. For NeeS products; use the sequence number you would use for the next submission in the product lifecycle – this might be following sequential numbers or simply 0000. It is not possible to save the changes without entering sequence number.

EMEA product number is now automatically filled in using the EMA product database. It is no longer necessary to provide this manually.

Create delivery file screen (7/14)



Product Selection Procedure number: PSUSA/00001491/201501

Sequence number: *

MAH name	Product full name	Drug ingredient	Country	Authorisation No.	EMA Product/MRP...
TEVA GYOGYSZERGYAR ZRT	Furon 10 mg/ml oldatos injekció	FUROSEMIDE, FURO...	HU	OGYI-T-5554/04	
TEVA GYOGYSZERGYAR ZRT	Furon 40 mg tabletta	FUROSEMIDE	HU	OGYI-T-5554/01	
RATIOPHARM GMBH	Furon 40 mg Tabletten	FUROSEMIDE	SK	50/0233/92-C/5	
RATIOPHARM ARZNEIMITTEL VERTRIEBS-GMBH	Furon® 40 mg - Tabletten	FUROSEMIDE	AT	1-20060	
RATIOPHARM GMBH	Furon 40 mg Tabletten	FUROSEMIDE	SK	50/0233/92-C/5	
HEXAL AG	Furorese® 500 mg, Tabletten	FUROSEMIDE	DE	37865.00.00	
HEXAL AG	Furorese® 40 mg/4 ml injekt	FUROSEMIDE	DE	39036.00.00	2139036

Total Items: 714

Please do ensure that you have selected ALL your products for which you are submitting PSUR for. As this will be the main source for data used by EMA as opposed to the cover letter or PSUR document.

Select all products/presentations that are covered by the PSUR you are submitting. You can select all the products/presentations by clicking beside the MAH Name. Alternatively you can select individual products/strengths/presentations by clicking individual rows.

As the list contains all products with all presentations the list can be lengthy and in order to find your product you can filter the list with one or multiple filters. If the product names are similar it is helpful to use authorisation/product numbers.

For CAP eCTD submissions only one product – with all it's presentations - can be selected. It is important to select all presentations of the product to ensure complete listing to be included in the procedure.

Product selection Procedure number: PSUSA/00003011/201602

Sequence number: * EMA number: *

MAH name	Product full name	Drug ingredient	Country	Authorisation no.	EMA product/MRP...
ALCON LABORATORIES (UK) LTD	IZBA 30 micrograms/ml eye drops, ...	TRAVOPROST	EU	EU/1/13/905/002	EMA/H/C/002738
ALCON LABORATORIES (UK) LTD	IZBA 30 micrograms/ml eye drops, ...	TRAVOPROST	EU	EU/1/13/905/001	EMA/H/C/002738
ALCON LABORATORIES (UK) LTD	TRAVATAN 40 micrograms/ml eye dr...	TRAVOPROST	EU	EU/1/01/199/002	EMA/H/C/000390
ALCON LABORATORIES (UK) LTD	TRAVATAN 40 micrograms/ml eye dr...	TRAVOPROST	EU	EU/1/01/199/001	EMA/H/C/000390
ALCON LABORATORIES (UK) LTD	TRAVATAN 40 micrograms/ml eye dr...	TRAVOPROST	EU	EU/1/01/199/003	EMA/H/C/000390
ALCON LABORATORIES (UK) LTD	TRAVATAN 40 micrograms/ml eye dr...	TRAVOPROST	EU	EU/1/01/199/004	EMA/H/C/000390

Total Items: 215 (Showing Items: 6)(Selected Items: 2)

Please do ensure that you have selected ALL your products for which you are submitting PSUR for. As this will be the main source for data used by EMA as opposed to the cover letter or PSUR document.

All generic (if relevant for the given procedure) and all products with different alphabet are also included in the list and can be searched in the relevant language or filtered according to product numbers. If you cannot find your product from the list check the EURD list for submission requirements and ensure that the product has correct legal basis in Art. 57 database.

Create delivery file screen (8/14)



Product Selection Procedure number: PSUSA/00003161/201508

Sequence number: *

MAH name	Product full name	Drug ingredient	Country	Authorisation No.	EMA Product/MRP...
eusa					
✓ EUSA PHARMA SAS	ERWINASE	CRISANTASPASE	NO	8248	
✓ EUSA PHARMA SAS	ERWINASE, pó para solução injectáv...	CRISANTASPASE	PT	5080742	
✓ EUSA PHARMA SAS	Erwinase pulver till injektionsvätska...	CRISANTASPASE	SE	12644	
✓ EUSA PHARMA SAS	Erwinase, pulver til injektionsvæske,...	CRISANTASPASE	DK	15666	
✓ EUSA PHARMA SAS	Erwinase, poeder voor injectievloes...	CRISANTASPASE	NL	RVG 16986	
✓ EUSA PHARMA SAS	ERWINASE - 10000IU/vial, lyophilisa...	CRISANTASPASE	SE	12644	
✓ EUSA PHARMA SAS	ERWINASE - 10000IU/vial, lyophilisa...	CRISANTASPASE	NO	MTNR 8248	

Total Items: 18 (Showing Items: 14)(Selected Items: 14)

Please do ensure that you have selected ALL your products for which you are submitting PSUR for. As this will be the main source for data used by EMA as opposed to the cover letter or PSUR document.

Drug ingredient	Country	Authorisation No.	EMA Product/MRP...
FUROSEMIDE	PT	5743885	DE/H/0517/001
FUROSEMIDE	PT	5743984	DE/H/0517/001
FUROSEMIDE	UK	PL 00289/1420	EE-H-0154-001-DC
FUROSEMIDE	UK	PL 00289/1420	EE-H-0154-001-DC
FUROSEMIDE	UK	PL 00289/1420	EE-H-0154-001-DC
FUROSEMIDE	UK	PL 00289/1420	EE-H-0154-001-DC
FUROSEMIDE	UK	PL 00289/1420	EE-H-0154-001-DC

For MRP/DCP you can select multiple eCTD products from the list if the products have harmonised, comprehensive lifecycle across the member states. If MRP/DCP products do not have a harmonised eCTD lifecycle only one product (with all its presentations) should be selected.

Only one sequence number is provided on package level.

It is not possible to select more than one CAP from the list.

Select the correct products/presentations, a visual confirmation will be provided in the fields Authorisation number and MRP/DCP number if relevant.

Create delivery file screen (9/14)



Sequence number: *

MAH name	Product full name	Drug ingredient	Country	Authorisation No.	EMA Product/MRP...
sandoz					
SANDOZ FARMACÉUTICA, S.A.	Furosemida Sandoz 40 mg comprim...	FUROSEMIDE	ES	68077	04/9516
SANDOZ PHARMACEUTICALS GMBH	Furosemid Sandoz 30 mg Retardkap...	FUROSEMIDE	DE	34142.00.00	2134142
✓ SANDOZ FARMACÉUTICA, LDA.	FUROSEMIDA SANDOZ 40 MG COMP...	FUROSEMIDE	PT	5743885	DE/H/0517/001
✓ SANDOZ FARMACÉUTICA LDA.	FUROSEMIDA SANDOZ 40 MG COMP...	FUROSEMIDE	PT	5743984	DE/H/0517/001
SANDOZ N.V.	Furosemide Sandoz 40 mg tabletten	FUROSEMIDE	BE	BE285187	NAT/H/5190/001
✓ SANDOZ B.V.	Furosemide Sandoz 250 mg/25 ml, c...	FUROSEMIDE	NL	RVG 25841	RVG 25841
✓ SANDOZ D.O.O.	Fdemid 40 mg/4 ml otopina za injek	FUROSEMIDE SODIUM	HR	HP/1-530-09/12-01/	

Total Items: 714 (Showing Items: 21)(Selected Items: 2)

Please do ensure that you have selected ALL your products for which you are submitting PSUR for. As this will be the main source for data used by EMA as opposed to the cover letter or PSUR document.

Cancel Save changes

Submission format: * Select products: *

#Seq No 0057

Contact e-mail:

Generate delivery file

Reset form

#Seq No 0000

Once you have selected all relevant products/presentations ensure you have entered the correct sequence number and EMA product number if relevant and proceed to 'save changes'

You are returned to the main screen and the sequence is shown with it's sequence number.

For eCTD products you can only add one 'sequence'.

Please note that you cannot change the submission format after product selection – if this is incorrect you will need to delete the previously created sequence by clicking the button next to the sequence number.

Create delivery file screen - NeeS (10/14)



EUROPEAN MEDICINES AGENCY

Product Selection

Procedure number: PSUSA/00001491/201501

Sequence number: *

✓	MAH name	Product full name	Drug ingredient	Country	Authorisation No.	EMA Product/MRP...
✓	ACTAVIS GROUP HF.	Diural, orale dråber	FUROSEMIDE	DK	10506	
✓	ACTAVIS GROUP HF.	Diural 40 mg tablett	FUROSEMIDE	NO	5619	5619
✓	ACTAVIS GROUP HF.	Diural, tablett 500 mg	FUROSEMIDE	DK	10286	
✓	ACTAVIS GROUP HF.	Diural, tablett 40 mg	FUROSEMIDE	DK	06564	
✓	ACTAVIS GROUP HF.	Diural, tablett 250 mg	FUROSEMIDE	DK	06565	
✓	ACTAVIS GROUP HF.	Diural 20mg tablett	FUROSEMIDE	NO	5998	5998
✓	ACTAVIS GROUP HF.	Diural 10 mg/ml dråber	FUROSEMIDE	NO	6691	6691

Total Items: 713 (Selected Items: 2)

Please do ensure that you have selected ALL your products for which you are submitting PSUR for. As this will be the main source for data used by EMA as opposed to the cover letter or PSUR document.

Cancel

Save changes

Submission format: *

NeeS

Select products: *

Create sequence



#Seq No 0000



#Seq No 0001



#Seq No 0000



#Seq No 0000



For NeeS submissions the sequence number is used as a 'virtual' reference to the relevant sequence number allowing the NCAs to follow the NeeS product lifecycle. For NeeS format submissions you can add multiple products per sequence and it is also possible to indicate different sequence number if necessary.

If you normally create and submit separate submission sequences for different NCAs for products in NeeS format you should continue to do so and you can instead of indicating the NeeS sequence numbers in the single delivery file 'group together the associated submissions' (not recommended for NeeS).

It is possible to send same NeeS sequence to multiple different NCAs with different NCA cover letters included within the single submission sequence - you can add new sequence from 'Create sequence' button.

Create delivery file screen - NeeS (11/14)



Product Selection

Procedure number: PSUSA/00001491/201501

Sequence number: *

✓	MAH name	Product full name	Drug ingredient	Country	Authorisation No.	EMA Product/MRP...
✓	ACTAVIS GROUP HF.	Diural, orale dråber	FUROSEMIDE	DK	10506	
✓	ACTAVIS GROUP HF.	Diural 40 mg tabletter	FUROSEMIDE	NO	5619	5619
✓	ACTAVIS GROUP HF.	Diural, tabletter 500 mg	FUROSEMIDE	DK	10286	
✓	ACTAVIS GROUP HF.	Diural, tabletter 40 mg	FUROSEMIDE	DK	06564	
✓	ACTAVIS GROUP HF.	Diural, tabletter 250 mg	FUROSEMIDE	DK	06565	
✓	ACTAVIS GROUP HF.	Diural 20mg tabletter	FUROSEMIDE	NO	5998	5998
✓	ACTAVIS GROUP HF.	Diural 10 mg/ml dråber	FUROSEMIDE	NO	6691	6691

Total Items: 713 (Selected Items: 2)

Please do ensure that you have selected ALL your products for which you are submitting PSUR for. As this will be the main source for data used by EMA as opposed to the cover letter or PSUR document.

Cancel Save changes

Submission format: *

Select products: * ⓘ

#Seq No 0000 ✕

#Seq No 0001 ✕

#Seq No 0000 ✕

When adding additional sequences to NeeS submissions the full list of products will be opened and the products/presentations already selected in the previous sequence(s) are highlighted in blue.

Continue selecting products and indicating the relevant sequence number(s) until you have added all products/ presentations covered by your PSUR document.

All sequences are shown on the main screen with their sequence numbers. You can open and view the selected products within the sequences by clicking the button. Do not click unless you wish to delete the sequence.

You can only include one NeeS submission per zip package with a single delivery file!



Contact E-mail:

contact.person@MAH.company



Please provide the e-mail address of the person who is the responsible contact of the MAH(s) for this particular PSUR procedure. This person will be the sole recipient of any communication from EMA throughout this procedure including PRAC recommendation, CHMP/CMDh output, and Commission Decision, as applicable.

Please provide the e-mail address of the person who is responsible for this particular procedure only in cases where the contact person of the MAH(s) since initial submission of the PSUR has changed. This person will be the sole recipient of any communication from EMA throughout this procedure including PRAC recommendation, CHMP/CMDh output, and Commission Decision, as applicable."

To finalise the delivery file enter an email address for the procedure contact person. Only one email address can be provided. Mailbox email address can be used to ensure multiple users receive the messages if necessary.

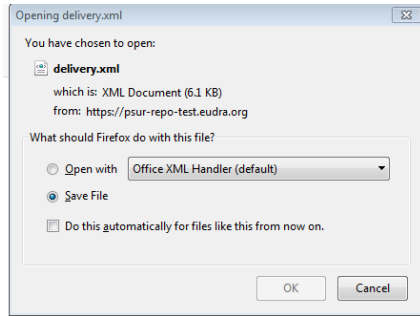
The contact person email address will be used for **all communication from EMA throughout the procedure** – it is very important to include the correct contact email.

For supplementary information submissions only include the email address if the contact person has changed since the initial PSUR was submitted.

Any changes to the contact person can also be made at any time with an email to Procedure Assistant (PA).

Generate delivery file

Reset form



Save the xml delivery file in a named folder or a location where you can easily identify it especially if you are creating multiple delivery files for associated submissions.

Do you want to open or save **delivery.xml** (2.15 KB) from **psur-repo-test.eudra.org**?


Open

Save

Cancel

The saving of the delivery file is different depending which browser you use!

To proceed click the 'Generate delivery file' button or 'Reset form' to clear the form to prepare a new delivery file for different procedure.

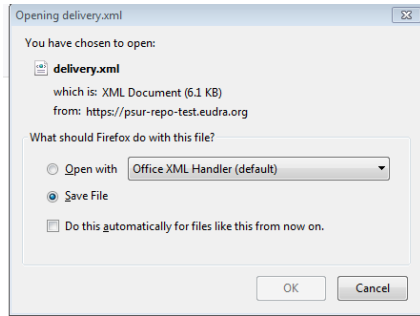
If you wish to prepare another delivery file for associated product after generating the delivery file ensure you have created a folder where to save the associated delivery file, remove the sequences using  and leave all other information intact – including the group ID. If you have accidentally reset the form re-enter the details as before including the same group ID as previously and proceed to product selection. You can find the group ID from the xml delivery file if needed.

Create delivery file screen (14/14)



Generate delivery file

Reset form



Save the xml delivery file in a named folder or a location where you can easily identify it especially if you are creating multiple delivery files for associated submissions.

All delivery files are now created with **unique** name. An example of the **unique** name is: delivery_123456789

It is now possible to **rename** the delivery file. The only requirement with renaming is that the filename of the **delivery file must** contain word '**delivery**'. The number of characters is not restricted.

Do you want to open or save **delivery.xml** (2.15 KB) from **psur-repo-test.eudra.org**?

Open

Save

Cancel

The saving of the delivery file is different depending which browser you use!



Regulatory Activity:* **PSUR**

Subject to or related to a single assessment

*Denotes mandatory fields

EU-Single Assessment

Procedure Number:*

Submission Deadline:

Data Lock Point:

Active Substance:
Rapporteur Name:
Rapporteur Country:

- Submission deadline (01/04/2015) has passed for the procedure number: PSUSA/00001491/201501

Regulatory Activity:* **Supplementary Information**

Subject to or related to a single assessment

*Denotes mandatory fields

EU-Single Assessment

Procedure Number:*

Submission Deadline:

Data Lock Point:

Active Substance: furosemide
Rapporteur Name: Margarida Guimarães
Rapporteur Country: Portugal

Regulatory activity 'Supplementary Information' should be used for **all subsequent submissions** following the 'initial' PSUR submission for which a positive acknowledgement has been received, this consists of any need for (re)submission, responses, MAH comments etc.

It is possible to submit supplementary information sequences for products for which PSUR was previously submitted using filenaming convention.

If you cannot find your procedure number contact <https://servicedesk.ema.europa.eu> as soon as possible.

Supplementary information submissions **are not linked to a specific deadline** and it is possible to select procedure number, without late submission id, for submissions which the submission deadline has passed.

Non-EU single assessment submissions are **not linked** to EURD list **submission deadlines** however, same principal applies for subsequent submissions.



Regulatory activity:

Subject to or related to a single assessment

*Denotes mandatory fields

EU-Single assessment

Procedure number:*

Submission deadline:

Data lock point:

Active substance: furosemide

Rapporteur name: Margarida Guimarães

Rapporteur country: Portugal

Work on a group of associated submissions? Yes

Use existing or create new:*

Submission format:*

Select products:*

Functionality to group together associated (re)submissions, responses and MAH comments should be used similar way as for initial PSUR submissions. If you have prepared a single responses document or MAH comments document covering multiple products you should indicate that the document content is the same by grouping together associated submissions.

Do **not** use the same 'group ID' as you used for the initial PSUR submission as this is not the same document as the supplementary information – only ever associate same 'documents' to each other.

If you are not sure how to use this functionality review the user guide, contact <https://servicedesk.ema.europa.eu> or do not use it at all!

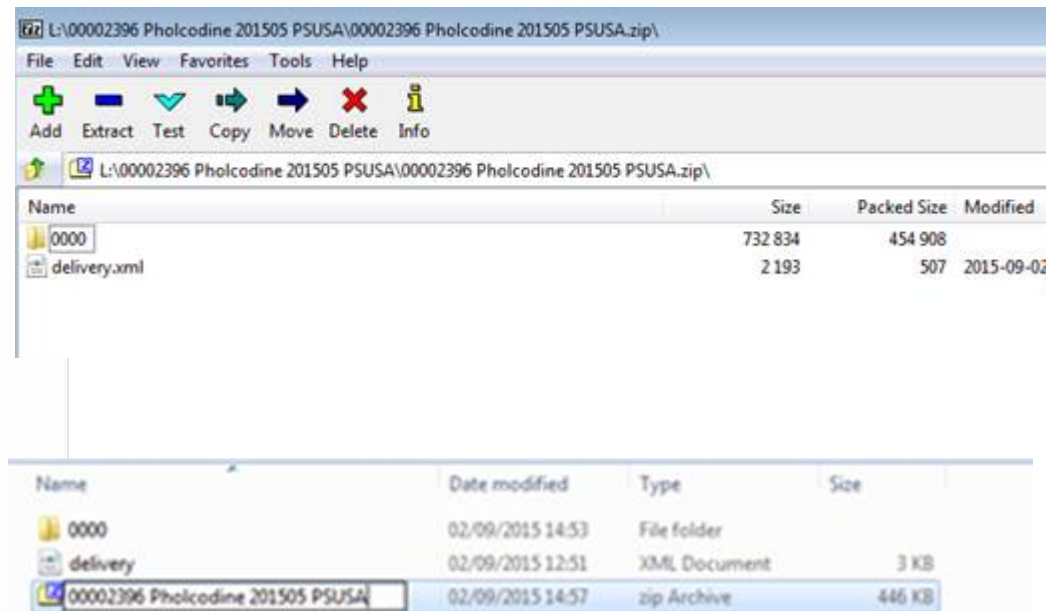
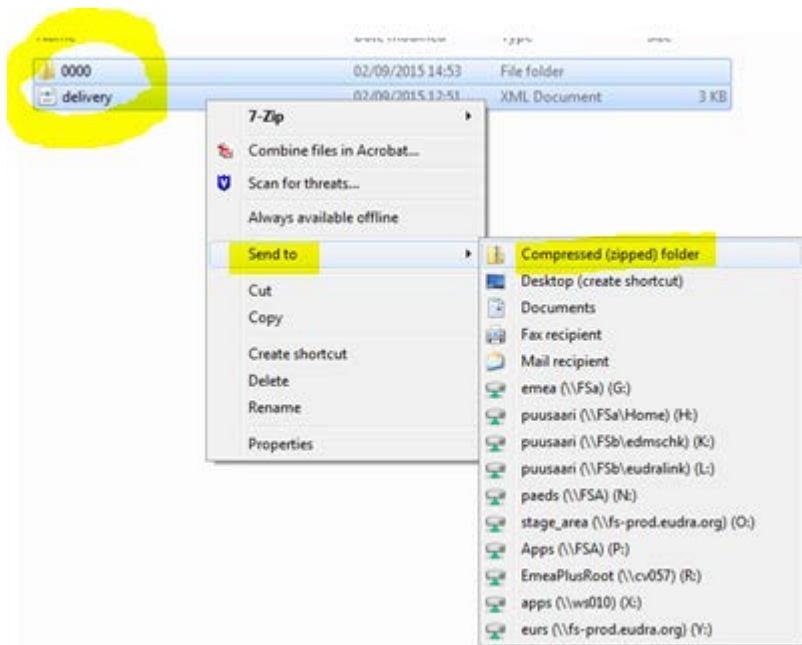


- To ensure that the submission is successful it is important to place the xml delivery file in the correct place in the folder structure and to ensure that the structure is not superfluous i.e. it should not contain additional empty folders on top level.
- When creating the zip, ensure that you only have the submission folder (e.g. 0017), possible word version working documents folder and the xml delivery file in a folder -> create the zip
- Check that the zip file only contains the submission folder, possible working documents folder and the delivery file and that the zip is not placed inside another folder
- You can rename the zip file according to [Annex 3](#) filenames examples if you wish to do so. The zip package filename is not checked by the system.

Delivery file in the package (2/2)



- Ensure that the xml delivery file is placed in the top level folder, in the same level as the submission folder. Both the submission folder and the xml delivery file must be in the root folder – ensure that the folder structure is not superfluous as this will cause a rejection – if there are additional folders in the structure the Gateway Filehandler cannot recognise the delivery file and you will get an error acknowledgement.



Submission deadline (08/05/2016) has passed for the procedure number:
PSUSA/00003011/201602. ✕

Late submission id:

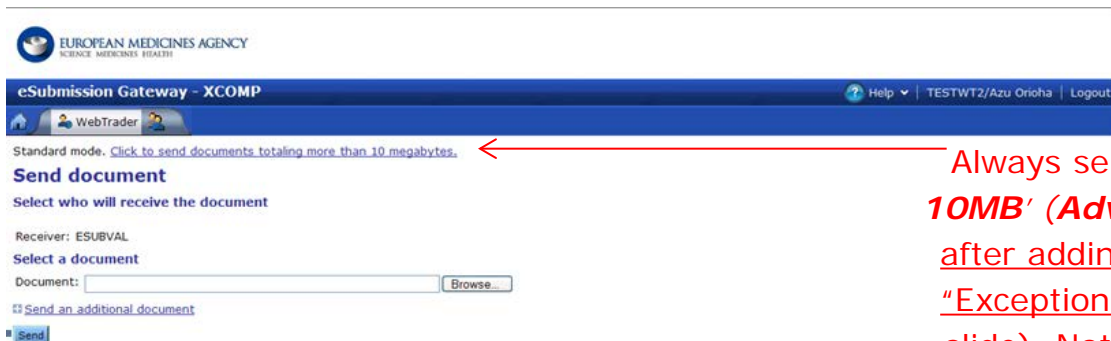
Submission date
(According to the
timelines defined in
GVP Module VII,
Section A)

- Built in business rules prevent creation and use of previously created xml delivery file(s) after the submission deadline. This deadline is linked to the EURD list where the deadlines are published
- If you have missed the submission deadline contact the EMA (<https://servicedesk.ema.europa.eu>) as soon as possible to check if the product can still be included in the procedure. Please state **procedure number** and the **reason why the submission deadline** was missed.
- If it is still possible to include the submission in the procedure, EMA will provide you with a new '**late submission id**'. The late submission id will allow you to create an xml delivery file for your submission once you enter a valid late submission id in the pop up window and press submit. You can then proceed to fill in the delivery file and submit.
- Non-EU single assessment submissions are **not** linked to submission deadlines and hence do not require late submission id.

1. Ensure you are using the correct version of Java (version 1.5.0.15 or higher)
2. Ensure you have created a [XML delivery file](#) and inserted it inside the zip package
3. Logon with the credentials supplied in communication from the registration team

Details for eSubmissions web client

eSubmissions webclient url:
User ID: ESUBPEMAPSUR-admin
proposed password:



Always select the '**Send documents more than 10MB**' (**Advanced Mode**). This link will appear only after adding the eSubmission gateway URLs in the "Exception Site List" in Java Console (refer to next slide). Note that Acknowledgements are delivered only when you use the Advanced Mode.



- After a new release you may experience issues due to cookies to the old version. It's good to **clear the cookies** and refresh the screen if any unusual behaviour is detected. For persistent issues: try 'InPrivate' or incognito browsing – open new instance Ctrl+shift+P in IE and Mozilla Firefox or Ctrl+shift+N in Google Chrome
- The Art. 57 database is the official product database and the MAHs have the legal obligation to update their information in the database
- Following the linking of the procedure number and the products included in each PSUSA procedure majority of products will still be displayed through real-time view in to [Art. 57 database](#) (with **overnight** update for any changes in the Art. 57), however, certain procedures/products, due to the complexity, will be presented through a pre-generated list and if changes are introduced the list needs updating to reflect the changes in the PSUR Repository (ad hoc request by MAH to EMA – ensure that you have sufficient amount of time for this request to be reflected in the product list for your procedure).
- If you have missed the submission deadline, for any reason, and are unable to create the xml delivery file – contact the EMA (<https://servicedesk.ema.europa.eu>) as soon as possible to check if the product can still be included in the procedure and to obtain a 'late submission id'



How to avoid problems

- Only one package and delivery file should be included per zip file
- Do not add NeeS submissions inside eCTD zip file or on the same delivery file
- Do not add eCTD submission inside NeeS zip file or on the same delivery file
- Always use the “Advanced Mode” for **all** transmissions via the Web Client, also for submissions smaller than 10MB to receive the receipts and acknowledgements from the eSubmission Gateway / Web Client

- Submission **metadata is provided via XML delivery file**, however package should ideally have a **meaningful** name (for submission support and archiving purposes)
- File names **will not be validated** for **PSUR repository** submissions via the Gateway
- Suggested file name examples (as per [Annex 3](#)):
 - **CAPs**: HC000999_Wonderpill_0020.zip, HC000999 Wonderpill responses 0021.zip
 - **NAPs included in PSUSA**: Companyname_00000000_YYYYMM_0020.zip
 - **Single, pure NAP**: MemberState_YYYYMM_ActiveSubstance_0020.zip
- There is no requirement for underscores or spaces.
- Additional information e.g. 'responses' can be included in the file name
- The 8 digit unique (PSUSA) number shown as 00000000 in the above examples and the - YYYYMM- format Data Lock Point, can be found in the published EURD list)
- Folders inside the zip containing submissions (e.g. Sequence 0001, 0002 etc.) should follow the eCTD or NeesS guidelines.

Q. Is there a max number of users per MAH that can register to use the repository?

A. No registration is required to create delivery files. It is recommended that a single eSubmission Gateway account is used per MAH for submissions.

Q. How do you originate a Procedure Number for active ingredient non present in the EURD list?

A. Functionality for Non-EU single assessment is used for submissions of PSURs for products for which the active substance is not available in the EURD list



Support and guidance

PSUR Repository:

http://esubmission.ema.europa.eu/psur/psur_repository.html

eSubmission Gateway and Web Client:

<http://esubmission.ema.europa.eu/esubmission.html>

- User documents
- Multimedia tutorials
- Training dates
- Who to contact



PSUR Repository Support

- PSUR Repository related queries: <https://servicedesk.ema.europa.eu>
- Procedure related queries (prior to Procedure Manager allocation):
PSURquery@ema.europa.eu
- Technical validation issues (e.g. missing or 'Failure' Acknowledgements):
<https://servicedesk.ema.europa.eu>
- Use of the EMA **service portal** <https://servicedesk.ema.europa.eu> will be introduced for PSUR submission in future
- Change requests – improvement proposals: psurrepository@ema.europa.eu



- **Gateway Registration Documentation** (contact info, forms, guidance documents): <http://esubmission.ema.europa.eu/esubmission.html>
- **Gateway Registration team:** <https://servicedesk.ema.europa.eu>
- **Technical issues during webclient set-up:** <https://servicedesk.ema.europa.eu>
- **Technical validation issues** (e.g. 'Failure' Acknowledgements): <https://servicedesk.ema.europa.eu>
- **EU Guidance on eCTD & Nees:** <http://esubmission.ema.europa.eu/tiges/cmbdocumentation.html>
- **EURD LIST:**
http://www.ema.europa.eu/docs/en_GB/document_library/Other/2012/10/WC500133157.pdf
- **Dossier Requirements for CAPs:**
http://www.ema.europa.eu/docs/en_GB/document_library/Regulatory_and_procedural_guideline/2009/10/WC500003980.pdf
- **Dossier Requirements for NAPs:** <http://www.hma.eu/314.html>
- **Procedural guidance on PSURs:**
http://www.ema.europa.eu/ema/index.jsp?curl=pages/regulation/q_and_a/q_and_a_detail_000041.jsp&mid=WC0b01ac0580023e7d
- **CMDh Best Practice Guide on the use of eCTD in the MRP/DCP:**
http://www.hma.eu/fileadmin/dateien/Human_Medicines/CMD_h_/procedural_guidance/eSubmissions/CM Dh_084_2008_Rev.4_2015_06_clean.pdf



Thank you for your attention

Further information

<https://servicedesk.ema.europa.eu>

European Medicines Agency

30 Churchill Place • Canary Wharf • London E14 5EU • United Kingdom

Telephone +44 (0)20 3660 6000 **Facsimile** +44 (0)20 3660 5555

Send a question via our website www.ema.europa.eu/contact

Follow us on  **@EMA_News**